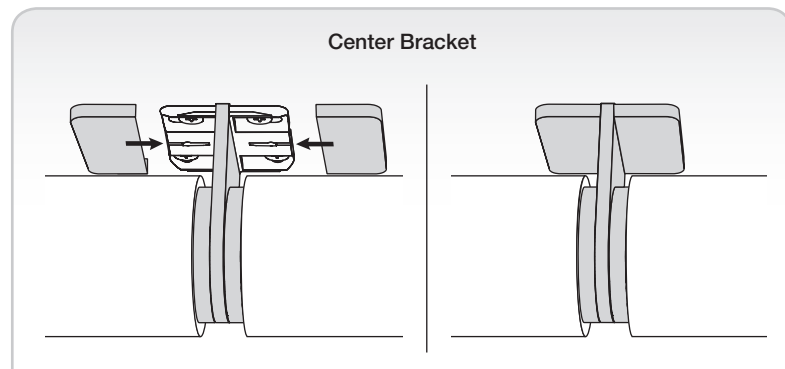
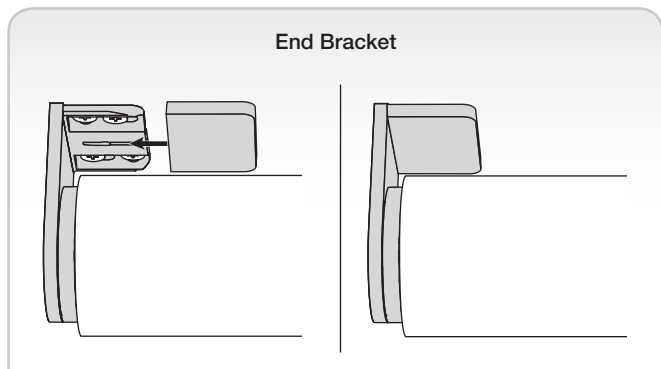


WIN-BC-LWC-XX

Install the Bracket Covers (end and center only)

English

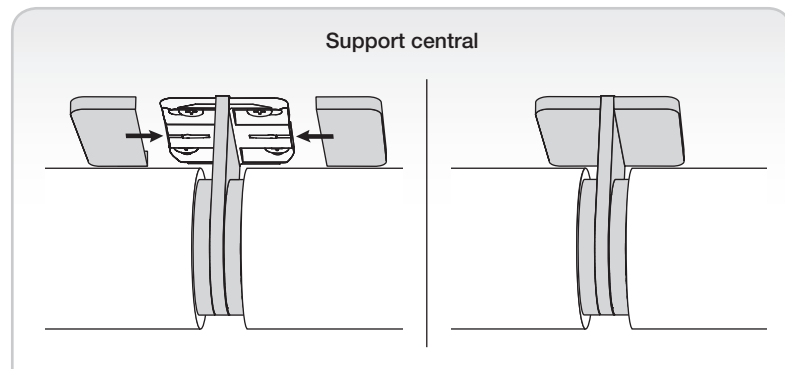
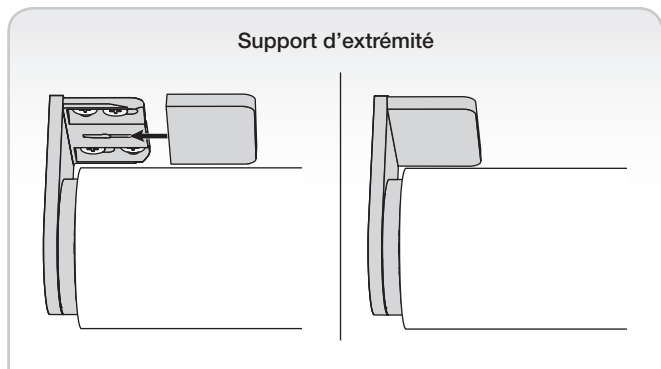
Position a bracket cover on the mounting surface as shown, and slide it over the bracket foot to conceal the fastener heads. Repeat for remaining bracket(s).



Installer le couvercle des supports (extrémité et centre seulement)

Français

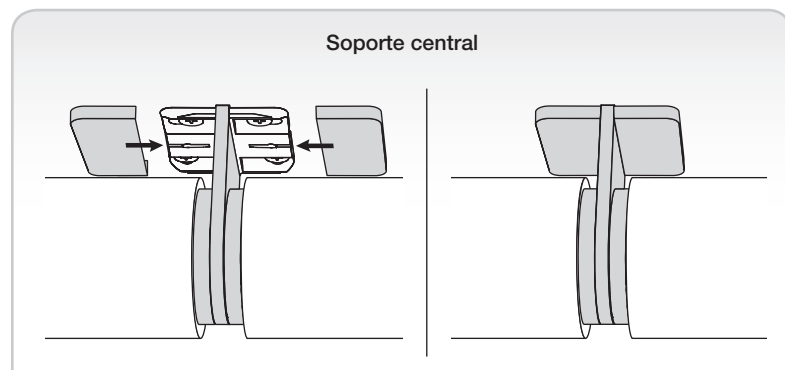
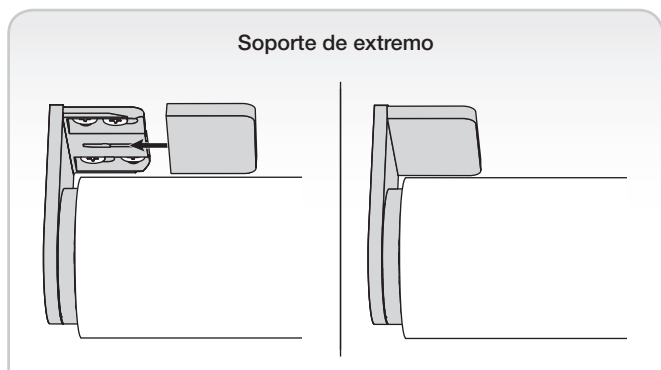
Placez un couvercle de support sur la surface de montage comme représenté, et faites-le glisser sur le pied du support pour dissimuler les têtes de fixation. Répétez pour les supports restants.



Instale las cubiertas de los soportes (extremos y centro únicamente)

Español

Coloque una cubierta de soporte en la superficie de montaje tal como se muestra, y deslícela sobre el pedestal del soporte para ocultar los cabezales de los elementos de fijación. Repita para el(los) soporte(s) restante(s).

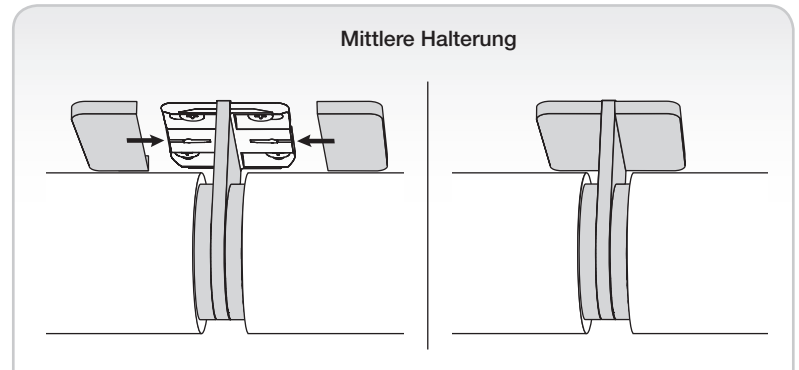
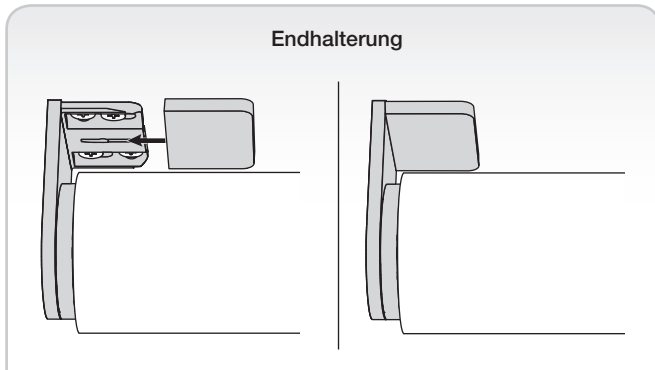


WIN-BC-LWC-XX

Abdeckungen der Halterungen installieren (nur an den Enden und in der Mitte)

Deutsch

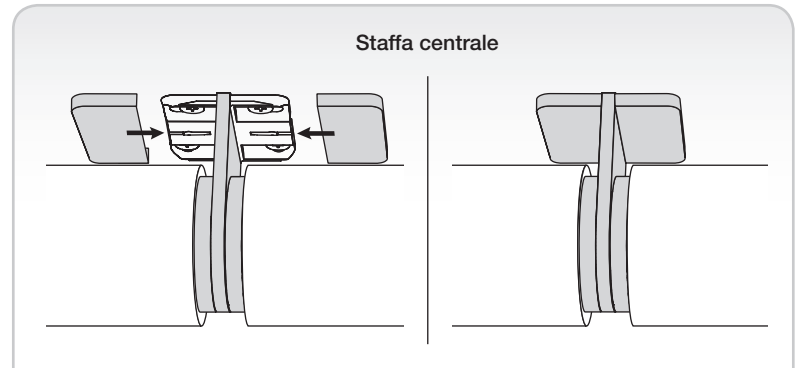
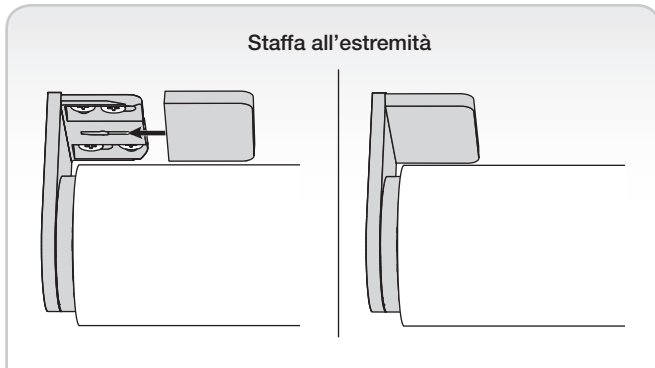
Abdeckung wie abgebildet an der Befestigungsfläche positionieren und über den unteren Halterungsteil schieben, um die Schraubköpfe zu kaschieren. Für die restliche(n) Halterung(en) wiederholen.



Installazione dei coperchi delle staffe (solo alle estremità e al centro)

Italiano

Posizionare uno dei coperchi sulla superficie di montaggio come illustrato e farlo scorrere sopra la base della staffa per nascondere le teste delle viti. Ripetere per le rimanenti staffe.



Steunkappen installeren (alleen eind en midden)

Nederlands

Plaats een steunkap op het montageoppervlak zoals aangegeven en schuif hem over de steunvoet om de montageschroeven te verbergen. Herhaal voor de andere steun(en).

